


## StormTech MC-3500 Chamber

Designed to meet the most stringent industry performance standards for superior structural integrity while providing designers with a cost-effective method to save valuable land and protect water resources. The StormTech system is designed primarily to be used under parking lots thus maximizing land usage for commercial and municipal applications.



### StormTech MC-3500 Chamber (not to scale)

#### Nominal Chamber Specifications

Size (L x W x H)	90" (2286 mm) x 77" (1956 mm) x 45" (1143 mm)
Chamber Storage	109.9 ft <sup>3</sup> (3.11 m <sup>3</sup> )
Min. Installed Storage*	178.9 ft <sup>3</sup> (5.06 m <sup>3</sup> )
Weight	134 lbs (60.8 kg)

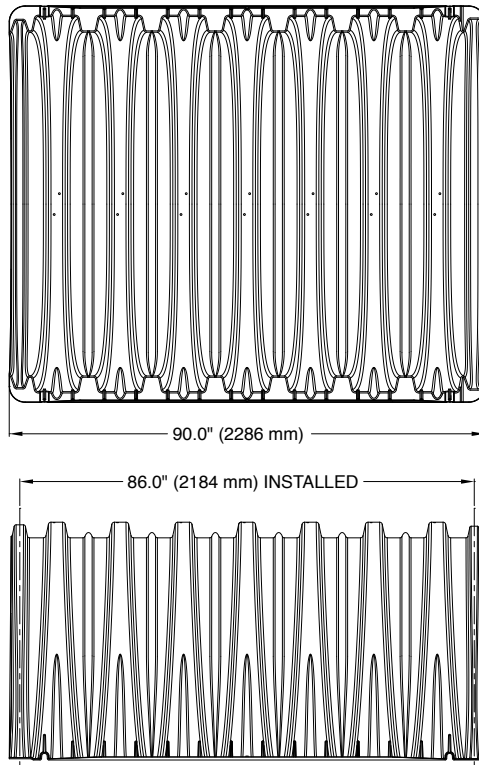
\* This assumes a minimum of 12" (305 mm) of stone above, 9" (229 mm) of stone below chambers, 9" (229 mm) row spacing, and 40% stone porosity.

#### Shipping

15 chambers/pallet

16 end caps/pallet

7 pallets/truck

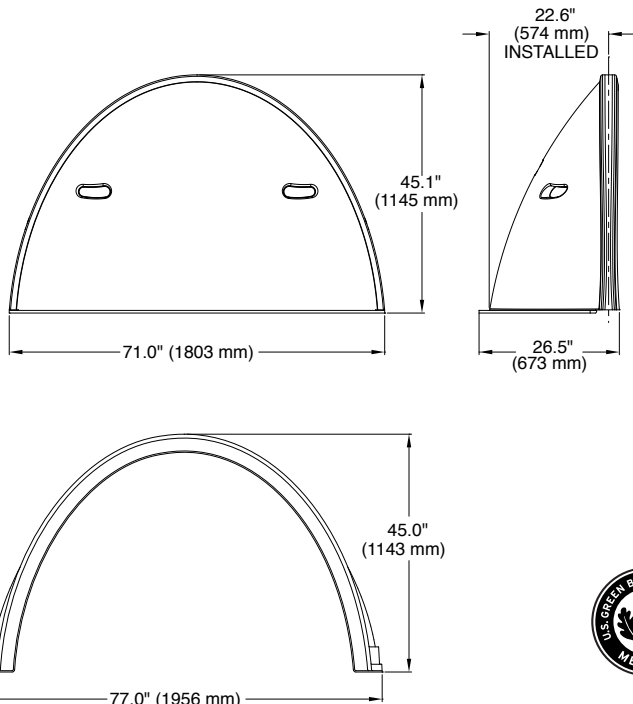


### StormTech MC-3500 End Cap (not to scale)

#### Nominal End Cap Specifications

Size (L x W x H)	26.5" (673 mm) x 71" (1803 mm) x 45.1" (1145 mm)
End Cap Storage	15.6 ft <sup>3</sup> (0.44 m <sup>3</sup> )
Min. Installed Storage*	46.9 ft <sup>3</sup> (1.33 m <sup>3</sup> )
Weight	43 lbs (19.5 kg)

\* This assumes a minimum of 12" (305 mm) of stone above, 9" (229 mm) of stone below, 9" (229 mm) row spacing, 6" (152 mm) of stone perimeter, and 40% stone porosity.



### Storage Volume Per Chamber/End Cap ft<sup>3</sup> (m<sup>3</sup>)

	Bare Unit Storage ft <sup>3</sup> (m <sup>3</sup> )	Chamber/End Cap and Stone Volume — Stone Foundation Depth in. (mm)			
		9 (229)	12 (305)	15 (381)	18 (457)
<b>MC-3500 Chamber</b>	109.9 (3.11)	178.9 (5.06)	184.0 (5.21)	189.2 (5.36)	194.3 (5.5)
<b>MC-3500 End Cap</b>	15.64 (0.44)	46.9 (1.33)	48.6 (1.38)	50.3 (1.43)	52.0 (1.47)

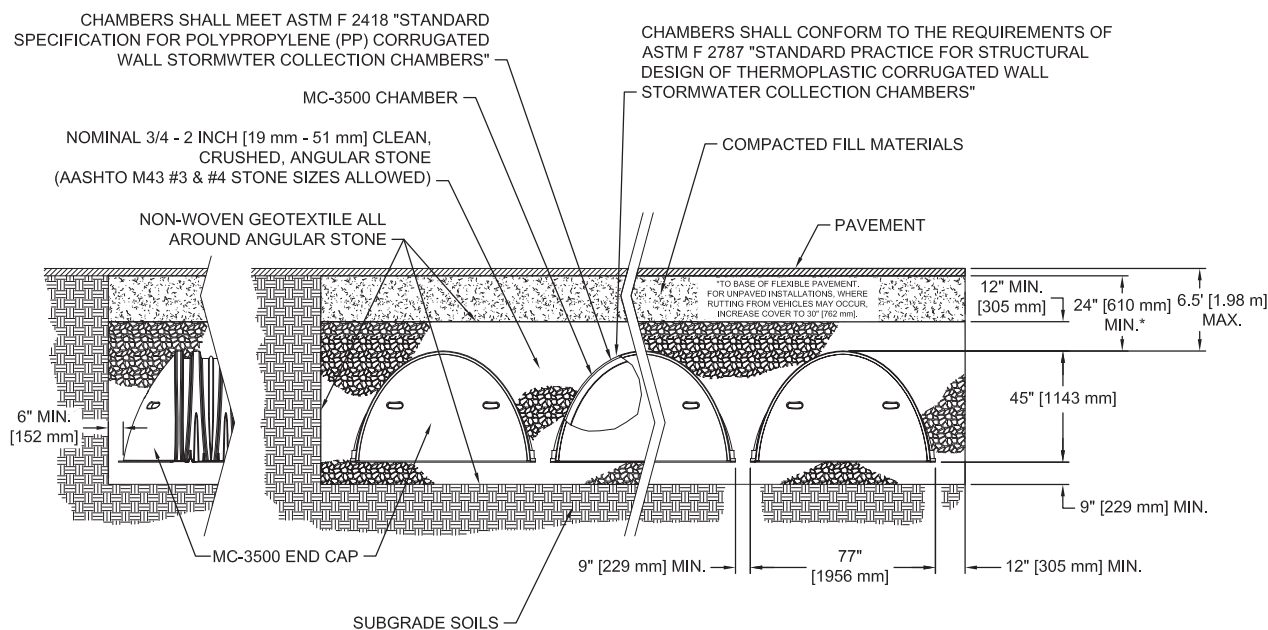
NOTE: Assumes 9" (229 mm) row spacing, 40% stone porosity 12" (305 mm) stone above and includes the bare chamber/end cap volume. End Cap volume assumes 6" (152 mm) stone perimeter.

### Volume of Excavation Per Chamber/End Cap in yd<sup>3</sup> (m<sup>3</sup>)

	Stone Foundation Depth in. (mm)			
	9 (229)	12 (305)	15 (381)	18 (457)
<b>MC-3500</b>	12.4 (9.5)	12.8 (9.8)	13.3 (10.2)	13.8 (10.5)
<b>End Cap</b>	4.1 (3.1)	4.3 (3.3)	4.4 (3.4)	4.6 (3.5)

NOTE: Assumes 9" (229 mm) of separation between chamber rows and 24" (610 mm) of cover. The volume of excavation will vary as the depth of cover increases.

### General Cross Section



#### NOTES:

1. THIS CROSS SECTION PROVIDES GENERAL INFORMATION FOR THE MC-3500 CHAMBER. STORMTECH MC-3500 CHAMBERS MUST BE DESIGNED AND INSTALLED IN ACCORDANCE WITH THE MC-3500 DESIGN MANUAL AND MC-3500 CONSTRUCTION GUIDE.
2. PROPERLY INSTALLED MC-3500 CHAMBERS PROVIDE THE LOAD FACTORS SPECIFIED IN THE AASHTO LRFD BRIDGE DESIGN SPECIFICATIONS FOR EARTH AND LIVE LOADS WITH CONSIDERATION FOR IMPACT AND MULTIPLE PRESENCES.
3. PERIMETER STONE MUST ALWAYS BE BROUGHT UP EVENLY WITH BACKFILL OF BED. PERIMETER STONE MUST EXTEND HORIZONTALLY TO THE EXCAVATION WALL FOR BOTH STRAIGHT OR SLOPED SIDEWALLS.

### Amount of Stone Per Chamber

ENGLISH tons (yd <sup>3</sup> )	Stone Foundation Depth			
	9 in.	12 in.	15 in.	18 in.
<b>MC-3500</b>	9.1 (6.4)	9.7 (6.9)	10.4 (7.3)	11.1 (7.8)
<b>End Cap</b>	4.1 (2.9)	4.3 (3.1)	4.6 (3.2)	4.8 (3.4)
METRIC kg (m <sup>3</sup> )	<b>229 mm</b>	<b>305 mm</b>	<b>381 mm</b>	<b>457 mm</b>
<b>MC-3500</b>	8220 (4.9)	8831 (5.3)	9443 (5.6)	10054 (6.0)
<b>End Cap</b>	3729 (2.2)	3933 (2.3)	4136 (2.5)	4339 (2.6)

NOTE: Assumes 12" (305 mm) of stone above, and 9" (229 mm) between chambers/end caps.



A division of **ADS**

70 Inwood Road, Suite 3 | Rocky Hill | Connecticut | 06067

860.529.8188 | 888.892.2694 | fax 866.328.8401 | fax 860-529-8040 | www.stormtech.com

ADS "Terms and Conditions of Sale" are available on the ADS website, [www.ads-pipe.com](http://www.ads-pipe.com).

Advanced Drainage Systems, the ADS logo, and the green stripe are registered trademarks of Advanced Drainage Systems.

StormTech® is a registered trademark of StormTech, Inc

The Green Building Council Member logo is a registered trademark of the U.S. Green Building Council.

S150909 06/12



Printed on recycled paper

